

F4 Series

Rear Access | Flange Mount

Flange Techniseal Troffer



APPLICATIONS:

- Cleanroom
(Classes 100-100,000; ISO Classes 5-9)
- Food Processing (NSF Certified
Splash Zone, Food Zone)
- Industrial & Commercial
- Transit & Municipal
- Wet Location (ETL/cETL Listed)

FEATURES:

- Rear Access
- L70 ≥ 60,000 hours
- Available in Stainless Steel construction
- Premium Driver with Dimming standard
- Type IC
- Every luminaire tested to assure customer satisfaction
- 5-Year limited warranty

SPECIFICATIONS

HOUSING:

Constructed of nominal 20GA (0.036) zinc coated steel for unmatched corrosion protection. Two welded, tapered, threaded flanges on the top provide a sealed wireway access. All seams are sealed with a long life acrylic sealant.

FINISH:

Painted surfaces are two mil white polyester enamel, special colors available.

LENS:

0.125 StarFrost Acrylic with 50% DR content for durability, smooth side out. See Ordering Information for other high quality lens options.

LENS FRAME:

Exclusively designed, heavy duty, extruded, anodized aluminum with stainless steel captive screws used to hold the lens frame tight to the housing. The frame is hinged for support while servicing.

Food Zone: Lens frame and trim frame of stainless steel (S6 option std).

REFLECTOR:

Fabricated of aluminum, painted with a minimum reflectance of 88%.

GASKETING:

An extruded, ribbed vinyl gasket seals the lens into the frame; with our exclusive, mechanically held, extruded, silicone gasket used to seal the frame to the housing.

Food Zone: Silicone sealant is used to seal the lens into the frame, with extruded EPDM sealing the frame to the housing.

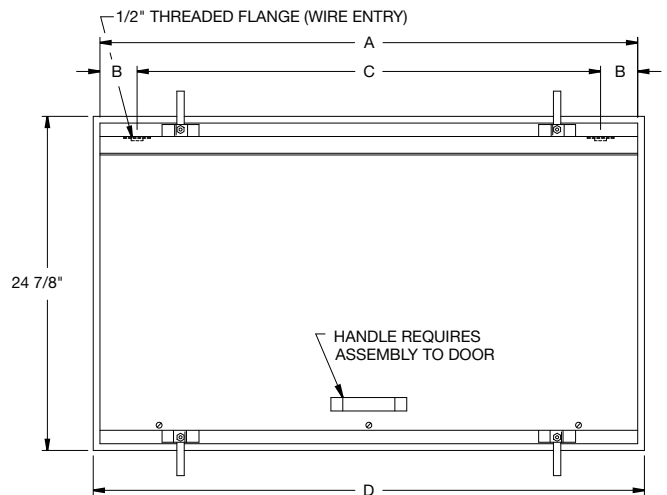
ELECTRICAL:

High efficiency LED/Driver combination delivers 160 Lumens/Watt raw array efficacy with 80+ CRI. 4000K color temperature is standard with options for 2700K, 3000K, 3500K, and 5000K. 0-10V dimming comes standard with other control options available. THD <10%@120V, <15%@277V, PF> 0.95.

MOUNTING:

Recessed flange mounting only. Not suitable for T-Bar grid ceilings or surface mounting.

REAR ACCESS DESIGN

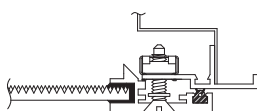


CEILING CUT-OUT DIMENSIONS:

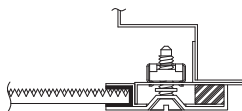
2FT: 24 1/4" x 24 1/4"
4FT: 24 1/4" x 48 1/4"

LENGTH (ft)	WEIGHT (lbs)	DIMENSIONS IN INCHES			
		A	B	C	D
2	26	23 29/32	1 15/16	20	24 7/8
4	46	47 15/16	2	44	49 1/16

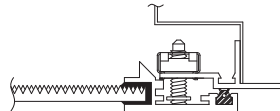
LENS FRAME DETAILS



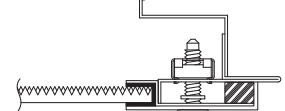
ALUMINUM
LENS FRAME DETAIL



STAINLESS STEEL
LENS FRAME DETAIL



SPLASH ZONE
LENS FRAME DETAIL



FOOD ZONE
LENS FRAME DETAIL

AB-TD-112025

Due to continuous development and improvements, specifications are subject to change without notice.

F4 Series — Wet & NSF Splash Zone Locations

PRODUCT ORDERING CODE

SERIES	LENGTH	MOUNTING	VOLTAGE	CCT	CRI	LUMENS	FINISH	LENS	DIMMING	OPTIONS
PMF4 Wet Location PMSF4 NSF Splash Zone ¹	2 2 FT 4 4 FT	FM Flange Mount	UNV 120 - 277 VAC	27K 2700K ³ 3K 3000K 35K 3500K 4K 4000K 5K 5000K	CRI83 83 CRI CRI90 90 CRI				LD Dimming 0-10V	
							PZ Painted Zinc Steel Housing, Aluminum Lens Frame & Trim Frame S2 Stainless Steel Housing, Aluminum Lens Frame & Trim Frame S3 Stainless Steel Complete S5 Stainless Steel Lens Frame, Painted Zinc Steel Trim Frame & Housing S6 Stainless Steel Lens & Trim Frame, Painted Zinc Steel Housing			
								L3 0.125 White Acrylic (Cell Cast) LH3 0.150 Extra Heavy White Acrylic L4 0.140 50% DR Ext. Prismatic Acrylic (P20) L5 0.118 StarFrost® Acrylic (base) L7 0.125 White Polycarbonate L8 0.156 Prismatic Polycarbonate (P12) L9 0.187 Tempered Glass (P62) ⁴ LJ4 0.020 White Acrylic Overlay (Array Side)		
						2 FT 17L 1700 lm (15W) 35L 3500 lm (31W) 53L 5300 lm (46W) 70L 7000 lm (61W) 4 FT 38L 3800 lm (33W) 76L 7600 lm (66W) 113L 11300 lm (98W) 151L 15100 lm (131W)			BBU 10W Battery Backup, Integral BBU1 12W Battery Backup, Integral BBUR2 20W Battery Backup, Remote ⁵ F1 GLR/HLR Fusing (Fast) F2 GMF/HLR Fusing (Slow) P11 Guardcraft® Antimicrobial Coating ⁶ T3 Tamper Resistant (Hex w/pin or other) V1 External Gasketing	
						Selection must match the selected length	Lumens (Typical)			

Footnotes:

¹ NSF Splash Zone luminaires (PMS prefix) may become soiled, but are outside the danger of recontamination

³ Only 90 CRI

⁴ Only Available with Stainless Steel Lens Frame

⁵ The 20W Battery Backup Remote powers a minimum of 3 luminaires and must be mounted on the outside of the luminaire or in a remote dry/damp location.

⁶ Only Available with White Painted Zinc Steel Finish

F4 Series — NSF Food Zone Location

PRODUCT ORDERING CODE

SERIES	LENGTH	MOUNTING	VOLTAGE	CCT	CRI	LUMENS	FINISH	LENS	DIMMING	OPTIONS
PMFF4		FM	UNV						LD	
PMFF4 NSF Food Zone ²			UNV 120 - 277 VAC		CRI83 83 CRI CRI90 90 CRI				LD Dimming 0-10V	
	2 2 FT 4 4 FT			27K 2700K ³ 3K 3000K 35K 3500K 4K 4000K 5K 5000K			S3 Stainless Steel Complete S6 Stainless Steel Lens & Trim Frame, Painted Zinc Steel Housing			
		FM Flange Mount						L4 0.140 50% DR Ext. Prismatic Acrylic (P20) L5 0.118 StarFrost® Acrylic (base) L9 0.187 Tempered Glass (P62) ⁴		
						2 FT 17L 1700 lm (15W) 35L 3500 lm (31W) 53L 5300 lm (46W) 70L 7000 lm (61W) 4 FT 38L 3800 lm (33W) 76L 7600 lm (66W) 113L 11300 lm (98W) 151L 15100 lm (131W)			BBU 10W Battery Backup, Integral BBU1 12W Battery Backup, Integral BBUR2 20W Battery Backup, Remote ⁵ F1 GLR/HLR Fusing (Fast) F2 GMF/HLR Fusing (Slow) P11 Guardcraft® Antimicrobial Coating ⁶ V1 External Gasketing	
						Selection must match the selected length	Lumens (Typical)			

Footnotes:

² NSF Food Zone luminaires (PMF prefix) come in DIRECT CONTACT with food

³ Only 90 CRI

⁴ Only Available with Stainless Steel Lens Frame

⁵ The 20W Battery Backup Remote powers a minimum of 3 luminaires and must be mounted on the outside of the luminaire or in a remote dry/damp location.

⁶ Only Available with White Painted Zinc Steel Finish